

# Conductivity Electrodes

Applicable for Conductivity, TDS, Salinity & Resistivity measurement







- Built in temperature sensor for ATC
- Fast temperature response
- Removable probe guard
- Housing reduces air bubble entrapment

## Operating Instructions

**Calibration:** Calibrate according to meter instructions. Always use fresh calibration standards. Select a calibration standard value that is close to your sample value.

**Measurement:** Avoid air bubble entrapment by gently tapping electrode to dislodge. Ensure sensors are completely immersed. Rinse with clean water after each use.

**Cleaning:** If the electrode has been stored dry, soaking in alcohol or clean water for a few minutes can help performance.

Electrode	Sensor & Material	Max Temp
	SS rings, PP and ultram-body	80 °C
	Platinum on glass, epoxy-body	70 °C
	SS rings, epoxy-body	80 °C
	Graphite, epoxy-body	75 °C or 100 °C intermittent

## Accessories Ordering Info:

Eutech P/N	Oakton P/N	Description
ECCON10BS	35653-09	10 µS, (20) x 20 ml sachets
ECCON1288BT	00606-10	12.88 mS, 480 ml bottle
ECCON15000BS	35653-13	15 mS, (20) x 20 ml sachets
ECCON84BT	00653-16	84 µS, 480 ml bottle
ECCON1118BT	-	111.8 mS, 480 ml bottle
ECCON447BS	00653-47	447 µS, 480 ml bottle
ECCON1413BT	00653-18	1413 µS, 480 ml bottle
ECCON1413BS	35653-11	1413 µS, (20) x 20 ml sachets
ECCON2764BT	00653-20	2764 µS, 480 ml bottle
ECCON2764BS	35653-12	2764 µS, (20) x 20 ml sachets

## For CONSEN91

**Measurement:** Immerse your sample beyond both stainless steel sensor bands.

**Cleaning:** The yellow probe guard is removable for easy cleaning.

1. Grip probe guard and twist clockwise. The locking notch will release.
2. Slide probe guard off.
3. Clean cell and guard with warm water and mild detergent or alcohol.

**Note:** The yellow probe guard must always be attached during calibration and measurement.

